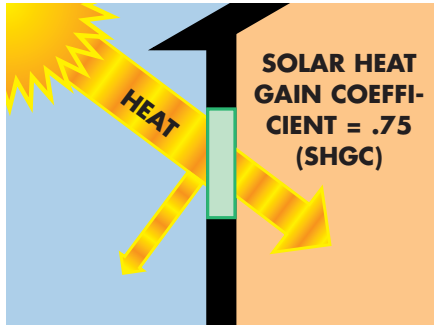




SOLARBAN®65
SOLAR CONTROL LOW-E GLASS

Features/Benefits Comparison

Standard Clear Insulating Glass


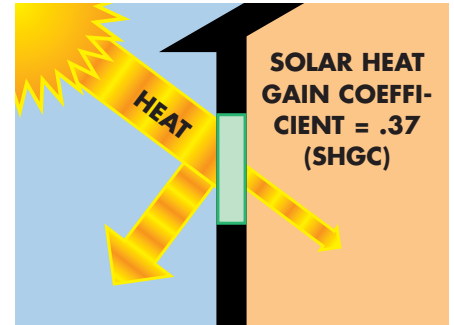


Cooler In Summer

The total solar energy transmitted through *Solarban*® 65 (2) glass is almost 51% less than that transmitted by standard clear insulating glass.

- Lower SHGC numbers mean less summer heat
- Keeps interiors cooler
- Helps reduce cooling energy costs

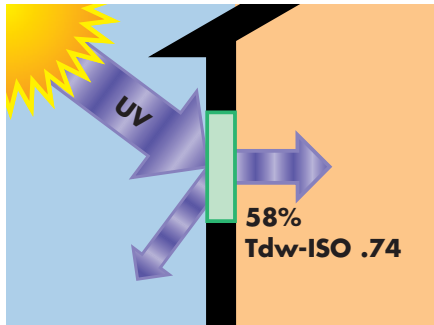
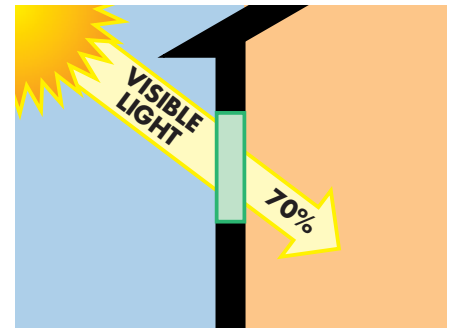
Solarban® 65 (2) Insulating Glass



Transmits Visible Light/Appearance

The *Solarban*® 65 (2) window transmits about 86% as much desirable visible light as standard clear insulating glass.

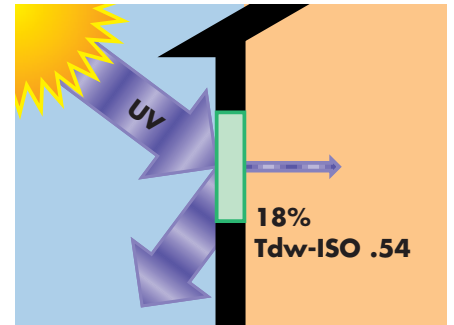
- Provides exterior appearance similar to clear glass
- Provides glare control in bright, sunny climates



Fading Factors

While *Solarban*® 65 (2) glass blocks 82% of damaging UV energy, it also blocks other contributors to fading – in all, 27% better than standard clear insulating glass.


- Helps protect interior furnishings, fabrics and carpets from fading



Warmer In Winter

The winter nighttime U-Value (insulating value) of *Solarban*® 65 (2) glass is almost 50% better than standard clear insulating glass.

- Lower U-values mean higher performance
- Reduces furnace heat loss
- Helps reduce heating energy costs



Note: Tdw-ISO represents potential fading damage caused by both UV and visible light. It is considered by the U.S. Department of Energy and the International Standards Organization (ISO) to be a more accurate barometer of fade resistance than UV transmittance alone. All comparisons are center of glass based on an insulating unit containing 3/4" insulating units; two 1/8" (3mm) glass lights and a 1/2" (12mm) air-filled space for the standard clear insulating glass and argon gas-filled space for the *Solarban*® 65 insulating glass. Actual glass performance may differ due to glass thickness, gas fill and glass to frame ratio.

Solar Heat Gain Coefficient (SHGC) is a ratio of how much solar heat is transmitted through the glass compared to 1/8" (3mm) thick clear glass. (Lower numbers mean less summer heat.)

Figures may vary due to manufacturing tolerances. All tabulated data are based on the National Fenestration Rating Council (NFRC) methodology, using the Lawrence Berkeley National Laboratory's Window 5.2 software.

PPG Industries, Inc.
Glass Business & Discovery Center
400 Guys Run Road
Cheswick, PA 15024
Phone: 1-888-PPG-GLAS
www.ppgglass.com

PPG Glass Technology
Since 1883



All PPG architectural glass is Cradle to Cradle Certified™. Cradle to Cradle is a certification mark for MBDC.



PPG customers use our products to manufacture Energy Star compliant windows, doors and skylights.